



aneeta[®]
A JELD-WEN Company

Aneeta Sashless Windows provide the innovation and aesthetic solution for domestic and commercial building environments. Identified by our slim profiles in either timber or aluminium frames and our concealed locking systems, our profiles remain unobtrusive and minimalistic therefore, forever complimenting your design with a first class solution.

Contents

The Aneeta Story	5
Vertical Sliders 2 Pane	6
Vertical Sliders 3 Pane	8
Vertical Sliders 4 Pane	10
Horizontal Sliders	12
Double Glazed	14
Special Applications	16
Commercial	20
Technical Details	22

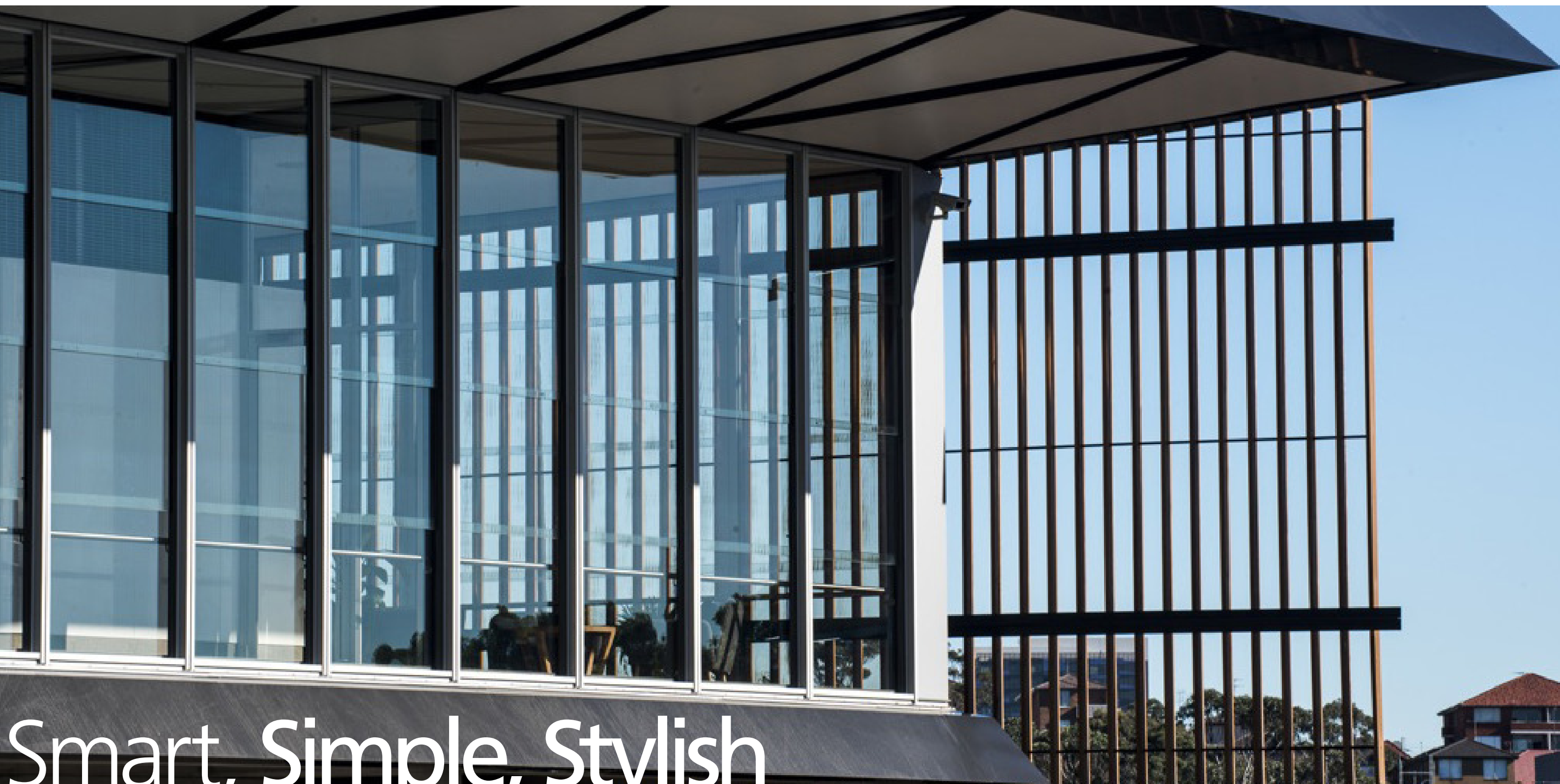


Our membership with the Australian Window Association is our guarantee of performance.



The Aneeta Windows 300 Series Double Glazed Sashless Horizontal Slider received "The Most Innovative Window System" award at the AWA Design Awards in 2010.





Smart, Simple, Stylish

Aneeta Sashless
Windows are consistently
specified by architects,
building designers
and home owners.

An unobtrusive view together with the practicality of an operable window best describes an Aneeta Sashless Window, and they are suitable for all building environments. All our single glazed systems provide the overlapping of glass when opening or closing the systems while the simplicity and sleek look define the Aneeta brand.

Aneeta Sashless Windows are designed to accommodate the uniqueness of every building environment providing a versatility for all new or existing projects. The flexibility of the system also provides an excellent solution for retrofit projects.

The Journey So Far

Aneeta commenced operations in Melbourne, Australia in 1994 when the company successfully identified a market for a stand alone company to purely specialize in sashless window manufacturing and installation without the need to provide a frame.

The company's original product offering was a 2 Pane Vertical Sashless double hung system with 6mm glass. This initial product has allowed the company to develop a fully comprehensive range of sashless window

systems to suit all domestic and commercial window requirements. Our range includes 3 & 4 Pane options, door inserts, horizontal sashless sliders, 16mm and 22mm double glazed vertical and horizontal systems and the new thermally broken "22 Series" in both Vertical and Horizontal sliding configurations.

The only national sashless window company in Australia we have offices in Melbourne, Sydney, Adelaide, Brisbane and Perth and an extensive

international distributor network with locations in the USA, Mexico, New Zealand, Singapore, Philippines, Thailand and India.

Aneeta Sashless Windows are the brand of choice among Australia's architects, building designers and home owners. For more information please contact one of our offices or contact us online: aneetawindows.com




Vertical Sliders 2 Pane

The 2 Pane Vertical Slider remains Aneeta's most popular product for residential and commercial projects.

When researching an alternative to traditional double hung windows, the Aneeta 2 Pane sashless system with its slimline design provides an excellent option that enhances the overall aesthetic of the window.


Our 2 Pane system provides the maximum viewing area possible and includes our unique centre fin design feature that eliminates "rattle" and provides a superior weather rating of the window. Able to be locked in the open and closed position the double hung counterbalanced system is easy to operate and provides for increased ventilation.

Counterbalanced



VS2PSS

Single Hung Servery Style



VS2PFS



VS2PSF

Glass Options

- 6mm or 10mm Single Glazed
- 16mm Interlocking Double Glazed
- 16mm Clearstep™ Double Glazed

Frame Options

- Timber
- Aluminium
- Composite
(Aluminium Outside / Timber Inside)





Photography Scott Burrows

Vertical Sliders 3 Pane


The Aneeta 3 Pane Vertical Slider has one fixed pane at either the top, middle or bottom location that can be tailored to suit a multitude of applications.

The 3 Pane Vertical system is ideal for installations where a fixed bottom pane is required. Typical examples include garden beds, pools and spas to eliminate water ingress and unwanted pedestrian traffic.


The fixed bottom pane system satisfies window egress requirements on multi-storey projects whilst maintaining the stylish floor to ceiling sashless look.

In addition to the counterbalanced system, the 3 Pane Sashless Window is also available in a single hung server style where the top and bottom panes are fixed allowing the centre pane to move providing air flow through the centre section.


Counterbalanced



VS3PSSF




VS3PSFS




VS3PFSS

Single Hung Servery Style



VS3PFSuF



VS3PFSdF

Glass Options

- 6mm or 10mm Single Glazed
- 16mm Interlocking Double Glazed
- 16mm Clearstep™ Double Glazed

Frame Options

- Timber
- Aluminium
- Composite
(Aluminium Outside / Timber Inside)





Vertical Sliders 4 Pane

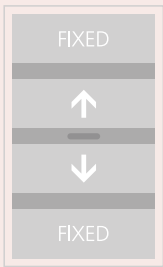
The unique Aneeta 4 Pane Vertical Slider is considered the pinnacle of the Aneeta range.

This system provides 4 panes with the option to alternate the fixed panes providing architects, building designers and specifiers with the flexibility to mix and match.

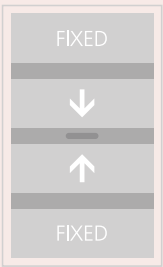
Our most popular arrangement allows the two centre panes to form the opening of the window while the top and bottom panes remain fixed.

The Aneeta 4 Pane variation has been welcomed and implemented by architects and specifiers in a range of applications including wintergardens, restaurants, cafes and hotels and is extremely popular in building façade projects.

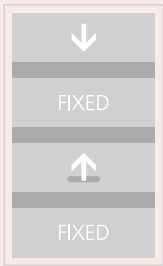
Counterbalanced




VS4PFSuSdF




VS4PFSdSuF



VS4PSFSF



VS4PSFFS



VS4PFSFS

Glass Options

- 6mm or 10mm Single Glazed
- 16mm Interlocking Double Glazed
- 16mm Clearstep™ Double Glazed

Frame Options

- Timber
- Aluminium
- Composite
(Aluminium Outside / Timber Inside)



Horizontal Sliders

The revolutionary, Aneeta designed, 300 Series Sashless Horizontal Slider is the only tested and certified 300pa (water) horizontal sashless window on the market.

Tested to an N5 rating (AS4055), the Aneeta 300 Series Sashless Horizontal Sliders are the ideal solution to prevent wind and water egress in exposed locations including coastal, high rise, balcony and courtyards.

The 300 Series Horizontal Slider also surpasses the requirements for air-conditioned buildings deeming it suitable for domestic and commercial applications including new and renovated homes, apartments, schools, restaurants, cafes, care facilities and retro-fits.

With our standard Aneeta contemporary slime lines the product maintains the appearance of fixed glazing while enhancing the architectural aesthetic.

To provide extra comfort in cold climates this product is also available in a 22mm thermally broken version.



Glass Options

- 6mm or 10mm Single Glazed
- 22mm Interlocked Double Glazed

Frame Options

- Timber
- Aluminium
- Composite (Aluminium Outside / Timber Inside)

2 Pane Horizontal

The 2 Pane Horizontal Slider is Aneeta's most popular horizontal product for residential and commercial projects. The slimline design includes two independent opening sections to allow for maximum ventilation.

3 Pane Horizontal

The 3 Pane Horizontal Slider maintains all the benefits and appearance of the 2 Pane system, while adding an extra pane and allowing either 1 or 2 of the panes to be fixed. This option suits the use of extra wide window configurations with operation and airflow controlled to specific locations.

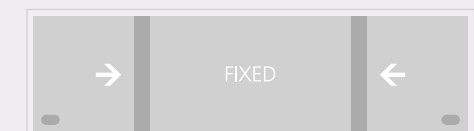
4 Pane Horizontal

The 4 Pane Horizontal Slider maintains all the benefits and appearance of the 2 and 3 Pane systems. The addition of an extra pane enables us to incorporate extra configurations. By targeting extra wide window configurations, the 4 Pane system maintains an easy operation and controlled airflow to specific locations.


Typical Configurations



HS2PSS



HS3PSFS




HS3PFSF



HS4PFSSF



HS4PSFSF



HS4PFSFS



The Aneeta Windows 300 Series Double Glazed Sashless Horizontal Slider received "The Most Innovative Window System" award at the AWA Design Awards in 2010.



Double Glazed

The Aneeta window range is available in energy efficient and noise insulating double glazing.

Extremely popular throughout Australia, Aneeta provide two unique double glazed options to the market.

Option 1, is our “Interlocking” double glazed product which was developed as our standard offering. The interlocking system optimises a visible aluminium interlock at the centre where the two glass panes meet.

Option 2, is our patented “Clearstep” double glazed product. It has been designed with an overlap of glass between the top and bottom panes which compliments our original sashless look.

Both of our double glazed options deliver a range of benefits including improved energy efficiency and comfort, resulting in reduced heating and cooling costs. These systems also reduce noise transmission and condensation while providing an improvement in security.

Interlocking

The traditional Double Glazed Aneeta window

As Aneeta’s standard double glazed offering, the Interlocking double glazed system utilises two aluminium “interlocking” rails that meet in the middle to provide the slimmest profile possible. Suitable for those who prefer a traditional window style, however still require ease of operation together with Aneeta’s distinct, modern slim lines.

- The slimmest sash framing system
- Provides superior thermal performance
- Double glazed units are designed around:
 - > Vertical Sliders 16mm overall IGUs i.e. 4/8/4, 6/6/4 or 5/6/5
 - > Horizontal Sliders 22mm overall IGUs i.e. 4/14/4, 5/12/5, 6/12/4 etc.

Available Configurations

The Interlock option is available on all vertical and horizontal sliding configurations.

Clearstep™

Aneeta’s patented Sashless Double Glazed window

Our Vertical Slider double glazed models are also available in our optional Clearstep™ model. This is a variation to the traditional Interlocking model, whereby the seamless look and style of a sashless window has been incorporated. Clearstep™ has the standard characteristics of the traditional Interlocking model with the following added features:

- Minimal visual difference between the single glazed sashless window
- Maintains the elegant sashless glass overlap
- Provides the “raw” industrial look preferred by specifiers
- Double glazed units are design around:
 - > Vertical Sliders 16mm overall IGUs i.e. 4/8/4, 6/6/4 or 5/6/5

Available Configurations

The Clearstep™ option is only available on vertical sliding configurations.

The 1st True Double Glazed Sashless Window

Our patented Aneeta Clearstep™ double glazed system provides an overlap of glass between the top and bottom panes while incorporating our powdercoated capping. This patented design provides an alternative to our traditional interlocking double glazed system.

The end product results in a double glazed sashless window that compliments our 6mm and 10mm single glazed systems.

AUS Patent No. 2005201474 / US Patent No. 7,716,875





Special Applications

Acoustic

Improved acoustic performance.

In 1997 Aneeta became the certified supplier for the Sydney Aircraft Noise Insulation Project (SANIP). Through this endeavour Aneeta have developed products suitable for various acoustic applications (backed by NATA approved laboratory tests).

MODEL	GLASS	STC	R _w (C;C _v)
Aneeta Vertical Sliders			
VSA 2P6 SS A	6.38 laminated	30	30 (0;-2)
VSA 2P10 SS A	10.38 laminated	32	32 (0;-1)
VSA 2P16 SS A	6.38 / 6 / 4 double glazed	33	33 (-1;-3)
Aneeta Horizontal Sliders			
HSA 2P10 SS A	10.5 "Hush" laminated	35	35 (-1;-3)
HSA 2P22 SS A	6.5 / 12 / 4 double glazed	29	29 (-1;-3)

Aneeta sashless windows have also been tested within a double window arrangement for extreme noise situations - with a primary window (outside) and a secondary window (inside), separated by a gap typically 100 to 150mm. This arrangement can be specified for new builds, or as a retro fit, where a secondary window is required inside an existing window.

PRIMARY WINDOW (by others)	SECONDARY WINDOW	STC	R _w (C;C _v)
Aneeta vertical sliders			
Capral 419 awning (6.38)	Aneeta VSA 2P6 SS A (6 glass)	45	45 (-2;-7)
Composite Casement (3 / 12 / 3)	Aneeta VSA 2P6 SS A (6 glass)	46	45 (-2;-7)
Composite Casement (3 / 12 / 3)	Aneeta VSA 2P10 SS A (10.38 glass)	46	46 (-2;-6)
Composite Casement (3 / 12 / 3)	Aneeta VSA 2P10 SS A (6.38 / 6 / 4 double glazed)	45	45 (-2;-6)

1/3 octave band sound reduction index data available on request for tested products.



Applications and Options

- Aneeta windows specified as stand alone units for projects requiring an acoustic rating
- Using a heavier glass such as 10.5mm laminated glass (R_w = 35)
- Aneeta acoustic windows retrofitted as secondary units to existing windows (primary and secondary window arrangement, provides R_w of 45 or more)

Aneeta Windows 300 Series horizontal sliding range of systems can also be specified for acoustic applications requiring a stand alone window or secondary window requirement.

Retrofit

Aneeta windows can be a simple and modern solution when retrofitted to existing window frames.

Aneeta windows are not only installed in new, often architecturally designed homes, but also lend themselves well to the renovation of older homes. Typically these projects involve maintaining the period look of the house from the front but modernising and opening up the rear extension, a style which our window is perfectly suited.

Where suitable the outer or mainframe can be retained and an Aneeta sashless insert can be installed. This gives a very cost effective way to upgrade the windows.

Often as window frames are already in place, the retrofitting service can be provided direct to the builder or homeowner.



Applications

A sashless window retrofit is perfect for the following:

- Where original design hasn't allowed for enough ventilation (i.e. remove fixed glass panes)
- Old timber sashes have rotted or are not operating effectively
- Spirals or cords require too much maintenance
- Upgrade from single glazing to Low E or "double glazing" for greater energy efficiency
- Upgrade a door panel to include our window system
- Create a more contemporary look



Bushfire

The stylish and slim lined Aneeta Fire Window is BAL-40 compliant, making it ideal for bushfire prone areas. The Vertical Slider framing system provides all the safety features of a fire rated window with a contemporary look.

Aneeta Windows have developed a new product specifically to meet the requirements of dwellings in bushfire prone areas – compliant with Australian Standard AS3959:2009.

By utilising specific glass types and redesigning seals and components, the window is able to withstand Bushfire Attack Level 40 (BAL-40) without the need for Bushfire shutters or sacrificing the benefits of Aneeta's regular double glazed, double hung windows.

Other Aneeta Windows products can be utilised within bushfire prone areas, provided certain criteria are met.



Specifying Aneeta Sashless Windows in a Bushfire Zone

Information provided is based on Australian Standard AS3959. Please seek further independent information from your local council authorities and/or engineers as variations may exist in your particular location and bushfire circumstance.

Further information about using Aneeta Fire or other sashless windows is available on our website:

www.aneetawindows.com

Doors

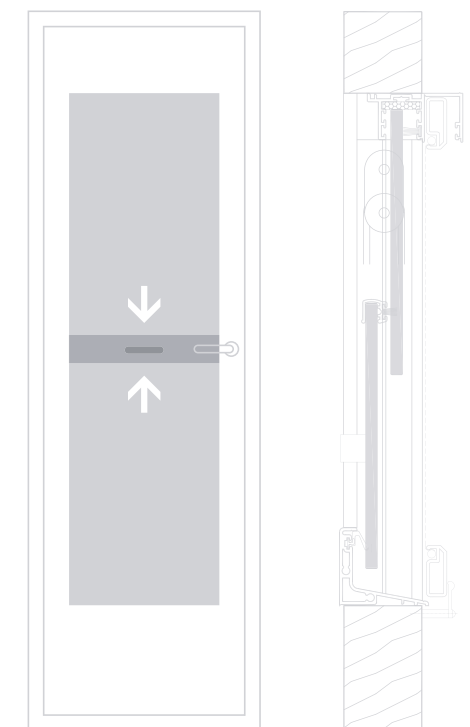
Elegant and simple window solutions for doors.

Due to their innovative design, the popular Aneeta Vertical Slider can be fitted directly into doors, providing access and security whilst still allowing ventilation in one simple and contemporary solution.

With the system's slim lines, minimal space requirements and ability to be locked in a partially open position, the door insert is the ideal solution for the architect, specifier or home owner where no other opening windows within the room are available.

- Doors can be kept securely locked at night. The sashless unit can also be locked in a partially open position
- Easy to attach a flyscreen, eliminating the need for flydoors, saving room and money
- Suitable for hinged, bi-folding, sliding and fixed door panels
- Aneeta Vertical Slider Door inserts (with 6mm glass option) are slim enough to fit into standard 40mm timber doors and commercial grade aluminium doors without modification
- Able to provide ventilation in French door sets where no other ventilation is available

Typical Configuration and Elevation



VSD2PSS

Note: Not all door types are suitable for sashless windows and generally, due to weight restrictions, only 6mm versions are recommended. Contact Aneeta for more information.

Commercial

Aneeta has proven capability in undertaking large scale commercial projects for both government and private bodies. Many of these projects required our product to undergo rigorous testing and evaluation prior to being selected.

Projects we regularly undertake include:

- Multi Storey Residential Apartments
- Schools
- Aged Care Facilities
- Child Care Centres
- Restaurants and Cafes
- Churches and Community Centres
- Hotels
- Sporting Facilities
- Racecourses
- Housing Commission Projects
- Lifeguard Towers

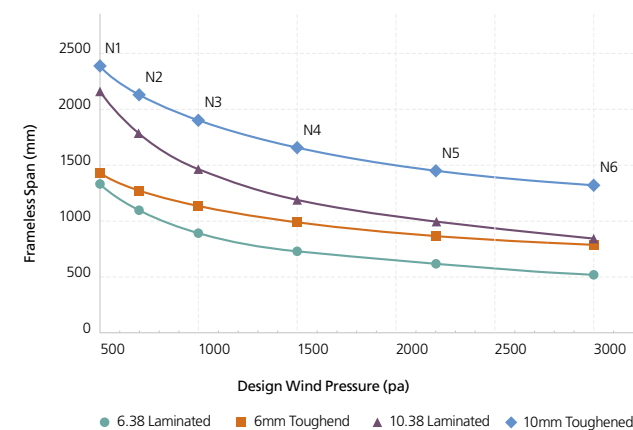


Technical Details

Weather Performance

Aneeta's range of standard models are rated for a minimum of 150-300pa water (depending on model) whilst the structural limits are dependant on the window size and glass type. As a guide, the allowed loading decreases as the glass width (or height for HS) increases.

Certain models have been tested up to 1000pa water and 6000pa wind load, which are very high results, even for commercial window products. The performance requirements for windows in residential houses is deemed by an "N" rating, which determines the type of glass suitable for a particular design (refer to table).



For Double Glazing (i.e. 4mm/ space/ 4mm toughened) approximate with the 6mm Toughened curve.

NOTE: The above graph is to be used as a guide only. Further weight & size limitations may apply. For anything spanning over 1400mm, please contact Aneeta Windows.

Specifying Aneeta

The best way to specify an Aneeta Sashless Window is to specify the model, for example:

- ANEETA VS3P16CSSF is a vertical slider 3 pane Clearstep™ double glazed window with the top 2 panes counterbalanced and the bottom fixed
- ANEETA HS3002P10SS is a 300 series horizontal slider with 10mm glass, and both panes sliding

If needed please contact Aneeta for a copy of our product coding system.

Testing

Aneeta windows are tested to AS4420 and conform with AS2047 which specifies the requirements for design wind load, water penetration and air-infiltration. Aneeta have also undertaken acoustic, bushfire and other performance tests.



Energy



Window performance is a critical design factor due to both Australia's commitment to 5+ star ratings on housing to save energy consumption, and the need to increase the comfort level of occupants. Aneeta can offer either single or double glazed windows to meet your differing energy requirements. Exact performance data can be accessed from the Aneeta website aneetawindows.com or the official Window Energy Ratings scheme (WERS) website www.wers.net

Window Energy Ratings Scheme

	Cooling Star Rating	Heating Star Rating	Cool %	Heat %	Uw W/m ² ·K	Uw BTU/hr·ft ² ·F	SHGC	Tvw	Air Inf
VERTICAL SLIDERS									
ALUMINIUM SINGLE GLAZED									
6 clear glass	☆☆	★★☆	24	17	6.0	1.06	0.63	0.66	2.23
6 grey tinted glass	★★☆	★★	39	8	6.0	1.06	0.45	0.31	2.23
6.38 clear laminated glass	☆☆	★★☆	25	18	6.0	1.06	0.62	0.67	2.23
6 Sunergy Low E glass	★★☆	★★★	44	25	4.8	0.85	0.46	0.51	2.23
6 EnergyTech Low E glass	★★☆	★★★★☆	40	34	4.4	0.77	0.54	0.61	2.23
6.38 Comfortplus Neutral Low E glass	★★★	★★★	50	26	4.4	0.77	0.40	0.44	2.23
ALUMINIUM DOUBLE GLAZED									
4 clear / 8 air / 4 clear glass	★★	★★★★	35	37	4.2	0.74	0.60	0.62	3.77
4 clear / 8 argon / 4 EnergyTech Low E clear glass	★★☆	★★★★☆	42	44	3.5	0.62	0.56	0.58	3.77
4 Supergreen / 8 argon / 4 EnergyTech Low E clear glass	★★★★	★★★★☆	58	32	3.5	0.62	0.35	0.48	3.77
4 Sunergy Low E / 8 air / 4 clear glass	★★★★☆	★★★★☆	50	33	3.9	0.69	0.43	0.48	3.77
4 clear / 8 air / 4 EnergyTech Low E glass	★★☆	★★★★	41	41	3.7	0.69	0.56	0.58	3.77
6.38 Comfortplus Neutral Low E / 6 air / 4 clear glass	★★★★☆	★★★★☆	54	29	3.9	0.65	0.37	0.41	3.77
TIMBER SINGLE GLAZED									
6 clear glass	☆☆	★★★★☆	26	30	5.0	0.88	0.66	0.70	4.52
6 grey tinted glass	★★☆	★★☆	42	20	5.0	0.88	0.46	0.33	4.52
6.38 clear laminated glass	☆☆	★★★★☆	27	30	4.9	0.86	0.65	0.71	4.52
6 Sunergy Low E glass	★★★	★★★★	48	37	3.7	0.65	0.48	0.54	4.52
6 EnergyTech Low E glass	★★☆	★★★★☆	43	46	3.3	0.58	0.56	0.65	4.52
6.38 Comfortplus Neutral Low E glass	★★★★☆	★★★★	54	38	3.3	0.58	0.41	0.47	4.52
TIMBER DOUBLE GLAZED									
4 clear / 8 air / 4 clear glass	★★☆	★★★★★	39	51	3.1	0.55	0.62	0.65	3.22
4 clear / 8 argon / 4 EnergyTech Low E clear glass	★★★	★★★★★	46	58	2.4	0.42	0.58	0.61	3.22
4 Supergreen / 8 argon / 4 EnergyTech Low E clear glass	★★★★☆	★★★★☆	63	46	2.3	0.41	0.35	0.50	3.22
4 Sunergy Low E / 8 air / 4 clear glass	★★★★☆	★★★★☆	55	46	2.8	0.49	0.44	0.50	3.22
4 clear / 8 air / 4 EnergyTech Low E glass	★★☆	★★★★★	44	56	2.6	0.49	0.60	0.63	3.22
6.38 Comfortplus Neutral Low E / 6 air / 4 clear glass	★★★★	★★★★☆	59	42	2.8	0.46	0.38	0.43	3.22
HORIZONTAL SLIDERS - 300 SERIES									
ALUMINIUM SINGLE GLAZED									
6 clear glass	☆☆	★★☆	25	16	6.2	1.09	0.62	0.64	0.90
10 clear glass	☆☆	★★☆	30	15	6.1	1.07	0.56	0.62	0.30
ALUMINIUM DOUBLE GLAZED									
4 clear / 14 air / 4 clear glass	★★☆	★★★★☆	38	43	4.0	0.70	0.59	0.61	0.60
ALUMINIUM DOUBLE GLAZED (THERMALLY BROKEN)									
4 clear / 14 air / 4 clear glass	★★★	★★★★★	45	48	3.3	0.58	0.54	0.56	0.60
TIMBER SINGLE GLAZED									
6 clear glass	☆☆	★★★★☆	29	29	5.2	0.91	0.63	0.66	0.90
10 clear glass	★★	★★★	34	28	5.1	0.89	0.57	0.64	0.30
TIMBER DOUBLE GLAZED									
4 clear / 14 air / 4 clear glass	★★☆	★★★★★	41	54	3.1	0.54	0.60	0.63	0.60
TIMBER DOUBLE GLAZED (THERMALLY BROKEN)									
4 clear / 14 air / 4 clear glass	★★☆	★★★★★	43	55	2.9	0.50	0.59	0.62	0.60

1.Uw is the whole window U-value 2.SHGCw is the whole window solar heat gain coefficient 3.Tvw is the whole window visible (light) transmittance 4.Percentage improvement figures are compared with using base-case Generic Window 1 (3mm clear in standard aluminium frame) 5.A negative percentage improvement figure indicates performance worse than the base-case window 6.A positive percentage improvement figure indicates performance better than the base-case window 7.Maximum air infiltration is 5.0L/s.m² at a positive pressure difference of 75 Pa as measured according to AS 2047 8.Static performance (Uw SHGCw Tvw Tdw) calculated using Window 6.3 and Therm 6.3 software (LBNL), 1999-2010 9.Annual energy performance (stars and % improvements) calculated using Nationwide House Energy Rating Software (AccuRate) according to procedures of WERS 2008. 10.Results disclosed at Australian Fenestration Rating Council (AFRC) regulations.



aneeta®

A JELD-WEN Company

VICTORIA

Aneeta Window Systems (SALES) PTY LTD
ABN 81 092 143 283
Unit 7, 621 Whitehorse Rd
Mitcham, VIC 3132
Ph: (03) 9872 8100
Fax: (03) 9873 0899
Email: sales@aneetawindows.com

WESTERN AUSTRALIA

Aneeta Window Systems (WA) PTY LTD
ABN 43 091 875 035
108B Furniss Road
Landsdale, WA 6065
Ph: (08) 9303 4724
Fax: (08) 9303 4837
Email: wa@aneetawindows.com

SOUTH AUSTRALIA

Aneeta Window Systems (WA) PTY LTD
ABN 43 091 875 035
Unit 6, 44 Cheviot Road
Salisbury South, SA 5106
Toll Free: 1800 653 207
Fax: 1300 ANEETA
Email: sa@aneetawindows.com

NEW SOUTH WALES

Aneeta Window Systems (NSW) PTY LTD
ABN 50 076 986 537
Unit 2, 108 Old Pittwater Rd
Brookvale, NSW 2100
Ph: (02) 9939 0520
Fax: (02) 9939 0553
Email: nsw@aneetawindows.com
Contractors Licence No. 194674C

QUEENSLAND

Aneeta Window Systems (QLD) PTY LTD
ABN 28 097 097 928
Unit 12, 229 Junction Rd
Morningside, QLD 4170
Ph: (07) 3399 9666
Fax: (07) 3399 9566
Email: qld@aneetawindows.com
QBSA Act Licence No. 1066705

INTERNATIONAL DISTRIBUTORS

Please refer to our website

www.aneetawindows.com

Toll Free: 1800 653 207



Aneeta Windows pride themselves on being innovators in sashless window systems. Please note many of our systems contain specific design elements and as such we protect our inventiveness by obtaining worldwide patents and design protection where possible.

Australia ■ USA ■ Mexico ■ New Zealand ■ Singapore ■ Philippines ■ Thailand ■ India